



Rayat Shikshan Sanstha's

Prof. Dr. N. D. Patil Mahavidyalaya, Malkapur (Perid)

Tal.-Shahuwadi, Dist.- Kolhapur(M.S.) India.

Feedback Analysis Committee



Report of

Curriculum Feedback Analysis
(Student, Teacher, Parent, Alumnus)

Academic Year: 2025-26

Submitted to
Internal Quality Assurance Cell

Feedback analysis report of all Stakeholders, Academic Year 2025-26



Feedback Analysis Report

Introduction and Objectives:

Rayat Shikshan Sanstha's Prof. Dr. N. D. Patil Mahavidyalaya, Malkapur, established in 1992, is committed to the holistic development of students, preparing them to become competent professionals and entrepreneurs in their respective fields. Each year, the college conducts a survey to evaluate the satisfaction levels of its key stakeholders—students, parents, alumni, teachers, and employers—regarding the curriculum. The institution is permanently affiliated with Shivaji University, Kolhapur, and adheres to the curriculum prescribed by the university. Feedback, whether positive or negative, plays a vital role in monitoring and improving academic provisions. Actively considering stakeholders' opinions significantly contributes to the effective functioning and continuous progress of the institution.

Methodology

In every academic year, all stakeholders are requested to fill out a feedback form made available on the college website. The data is collected annually during the period from 1st March to 10th March. The feedback is collected in online mode, and the link to the feedback form is shared with all stakeholders through WhatsApp group and the college website. Participation in the feedback process is voluntary.

For the academic year 2025–26, there were 774 registered students in the college. Out of these, 145 students responded to the survey, resulting in a response rate of 18%. The analysis presented in this report is based on the responses of these 145 students. In addition to students, feedback was also collected from teachers, parents, alumni, and employers.

Design of Feedback

The responses from the parents are collected on the two point scale

- 1) Yes
- 2) No

The responses from the students, teachers, alumni and employers are collected on the five point Likert scale.

- 1) Strongly Agree
- 2) Agree
- 3) Neutral
- 4) Disagree
- 5) Strongly Disagree

Feedback analysis report of all Stakeholders, Academic Year 2025-26



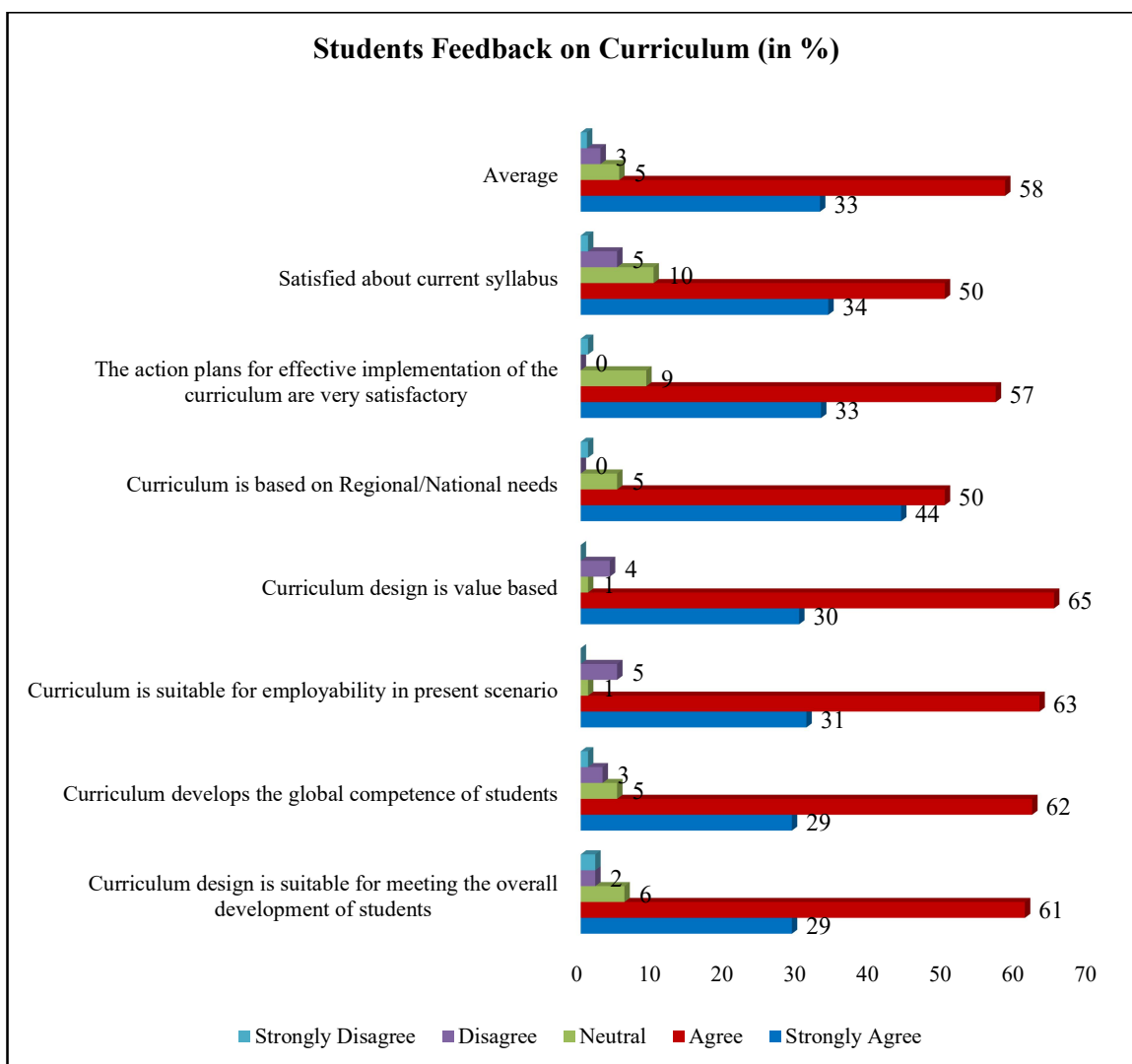
Overall Evaluation

The feedback was collected and analyzed by the college's Feedback Analysis Committee. The opinions of all stakeholders were recorded and evaluated for each parameter in percentage terms.

- **Student Feedback**

The respondent sample is broadly representative of the student population with respect to gender, programme level and course. We have received 145 students' online feedback on the syllabus of various programmes designed by Shivaji University, Kolhapur. There are 91 female and 54 male respondents in the survey sample. Most respondents are pursuing programmes at the bachelor's degree level (95%).

Following chart and table shows the summary of the responses given by students for each parameter.





Particulars	Strongly Agree	Agree	Neutral	Disagree	Strongly Disagree
Curriculum design is suitable for meeting the overall development of students	29	61	6	2	2
Curriculum develops the global competence of students	29	62	5	3	1
Curriculum is suitable for employability in present scenario	31	63	1	5	0
Curriculum design is value based	30	65	1	4	0
Curriculum is based on Regional/National needs	44	50	5	0	1
The action plans for effective implementation of the curriculum are very satisfactory	33	57	9	0	1
Satisfied about current syllabus	34	50	10	5	1
Average	33	58	5	3	1

The analysis of feedback, as presented through the chart and table, indicates an overall positive perception of the curriculum, with the majority of responses under *Strongly Agree* and *Agree*.

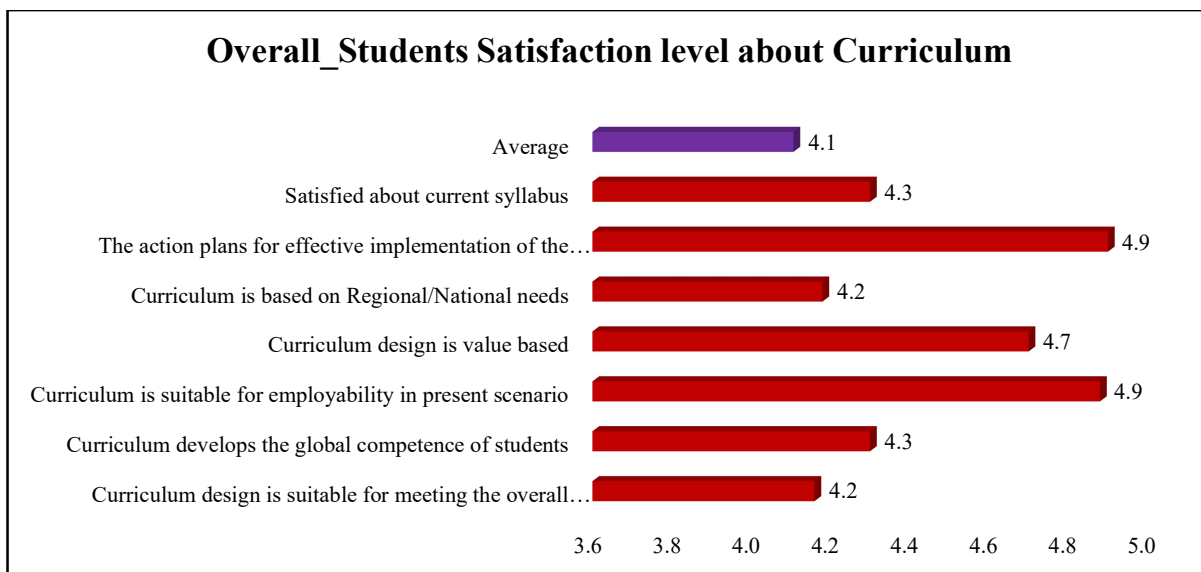
About 90% of respondents agree that the curriculum is suitable for the overall development of students, while 91% feel it helps in developing global competence. A high percentage (94%) also believes that the curriculum is suitable for employability in the present scenario.

The value-based nature of the curriculum is well recognized, with 95% positive responses.

Similarly, 94% of respondents agree that the curriculum addresses regional and national needs.

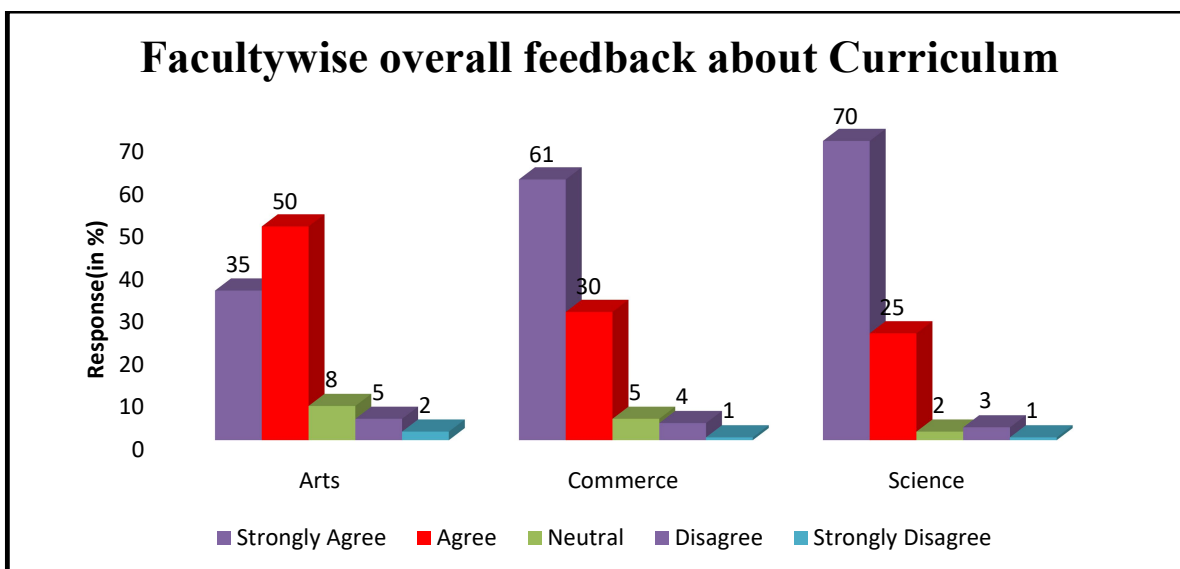
The effectiveness of action plans for curriculum implementation received 90% positive responses, while 84% of respondents expressed satisfaction with the current syllabus, with some neutral and minor negative responses indicating scope for improvement.

Overall, the average responses show that 91% of respondents have a positive opinion, 5% are neutral, and only 4% expressed disagreement. This suggests that the curriculum is well-accepted, with minor areas identified for further enhancement.





The graph shows a high level of student satisfaction, with all parameters scoring above 4.0 on a 5-point scale. The highest rating (4.9) is for satisfactory action plans for effective implementation of the curriculum and employability, followed by value-based curriculum (4.7), while most other aspects score around 4.3. The overall average of 4.1 reflects strong satisfaction with the curriculum.



The graph shows that students across Arts, Commerce, and Science streams have a generally positive opinion about the curriculum, with the majority of responses falling under Strongly Agree and Agree.

In the Arts faculty, 85% of responses are positive, with a higher proportion of Strongly Agree (50%). In Commerce, 91% of responses are positive, with most faculty (61%) selecting Strongly Agree. Similarly, in Science, 95% of responses are positive, with 25% agreeing and 70% strongly agreeing.

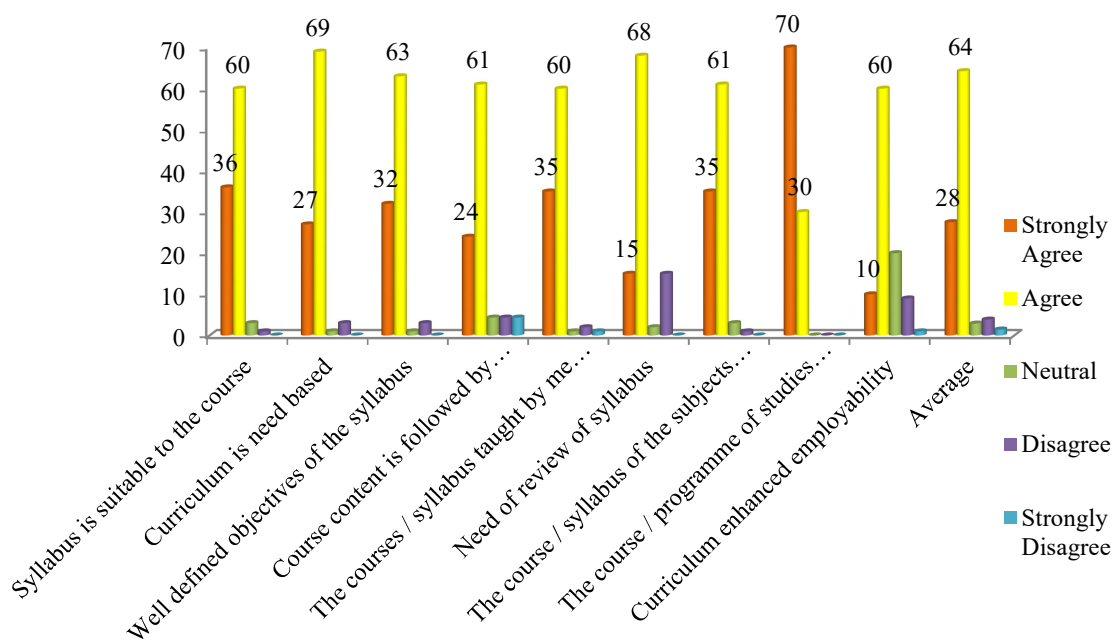
Neutral and negative responses are minimal across all faculties, indicating overall satisfaction. The results suggest that the curriculum is well-accepted by faculty members, though a small scope for improvement exists.

- **Teachers Feedback**

We have received 45 teachers' online feedback on the syllabus of various programmes designed by Shivaji University, Kolhapur. There are 22 males and 13 female respondents in the survey sample. Following table shows the summary of the responses given by teacher for each parameter.



Teachers Feedback on Curriculum



SrNo	Particulars	Strongly Agree	Agree	Neutral	Not Agree	Strongly Disagree
1	Syllabus is suitable to the course	36	60	3	1	0
2	Curriculum is need based	27	69	1	3	0
3	Well defined objectives of the syllabi	32	63	1	3	0
4	Course content is followed by corresponding reference materials	24	61	0	0	0
5	The courses / syllabi taught by me have a good balance between theory and application	35	60	1	2	1
6	Need of review of syllabus	15	68	2	15	0
7	The course / syllabi of the subjects taught by me increased my interest, knowledge and perspective in the subject area	35	61	3	1	0
8	The course / programme of studies carries sufficient number of optional papers	70	30	0	0	0
9	Curriculum enhanced employability	10	60	20	9	1
	Average	0	0	0	0	0

The analysis of feedback, as presented through the chart and table, shows an overall positive perception of the curriculum, with most responses under *Strongly Agree* and *Agree*.

A large majority (96%) agree that the syllabus is suitable for the course, and a similar proportion (96%) feel that the curriculum is need-based. Around 95% of respondents agree that



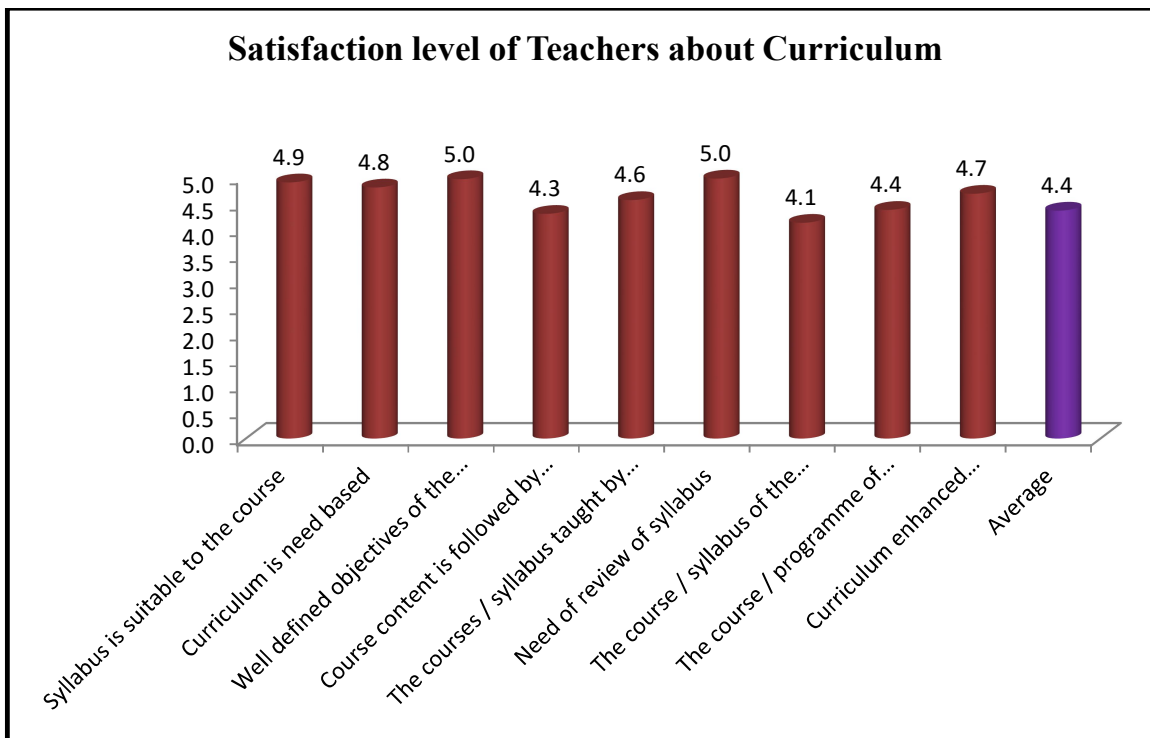
the objectives of the syllabus are well-defined. All respondents (100%) agree that the course content is supported by appropriate reference materials.

A significant percentage (95%) believe that there is a good balance between theory and application. Regarding the need for syllabus review, responses are mixed, with 83% in agreement and 15% expressing disagreement, indicating some scope for revision.

Most respondents (96%) feel that the curriculum enhances their interest, knowledge, and perspective. Additionally, all respondents (100%) agree that the programme provides a sufficient number of optional papers.

However, comparatively lower agreement (70%) is observed regarding enhancement of employability, with 20% neutral and 10% negative responses, suggesting a need for improvement in this area.

Overall, the feedback reflects that the curriculum is well-structured and effective, with some areas such as employability and periodic revision requiring further attention.



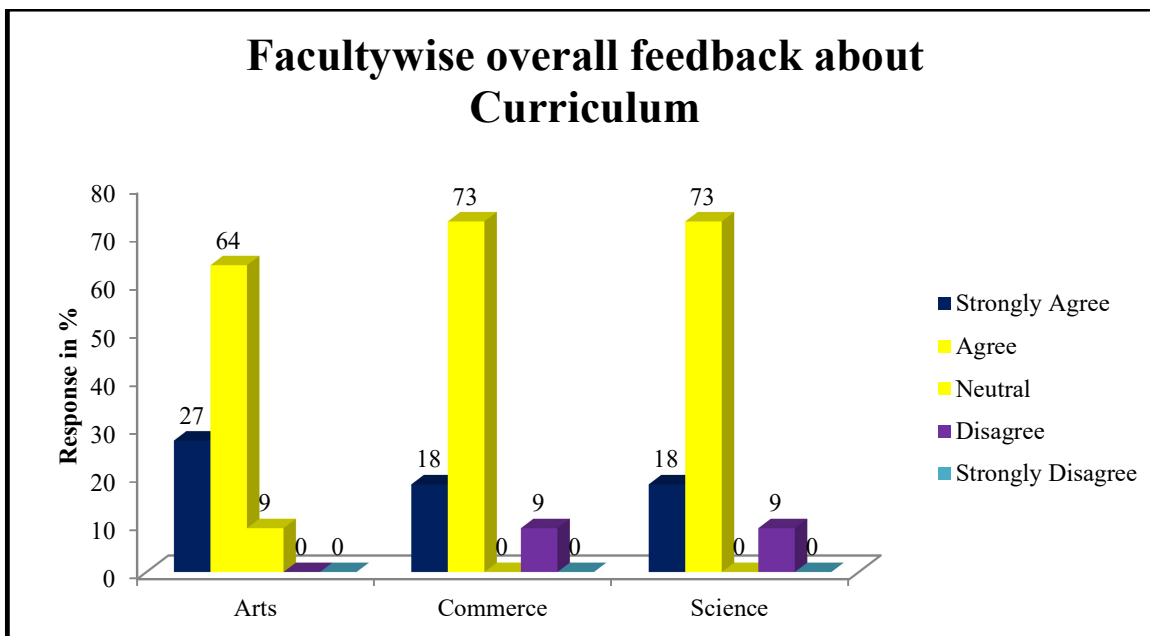
The graph reflects a very high level of satisfaction with the curriculum, as all parameters score above 4.0 on a 5-point scale.

The highest ratings (5.0) are observed for *well-defined objectives of the syllabus* and *need for review of syllabus*, indicating clarity in design along with a strong demand for periodic revision. High scores are also seen for syllabus suitability (4.9) and need-based curriculum (4.8), showing that the curriculum is relevant and appropriate.



Other aspects such as employability (4.7), balance between theory and application (4.6), and availability of optional papers (4.4) are also positively rated. The lowest score (4.1) is for enhancement of interest and knowledge, though it still indicates a favorable response.

The overall average score of 4.4 highlights that the curriculum is well-structured and widely appreciated, with minor scope for improvement in certain areas.



The chart indicates that teachers across Arts, Commerce, and Science faculties have a generally positive perception of the curriculum, with most responses falling under *Agree* and *Strongly Agree*.

In the Arts faculty, 91% of responses are positive, with a higher proportion in *Agree* (64%) and *Strongly Agree* (27%), while 9% are neutral and there are no negative responses.

In both Commerce and Science faculties, 91% of teachers have expressed agreement (*Agree* + *Strongly Agree*), with a dominant share in *Agree* (73%). However, 9% of respondents in each of these faculties have expressed disagreement, indicating a small level of concern.

There are no *Strongly Disagree* responses across any faculty. Overall, the findings suggest that the curriculum is well-accepted by teachers, with minor scope for improvement, particularly in Commerce and Science streams.

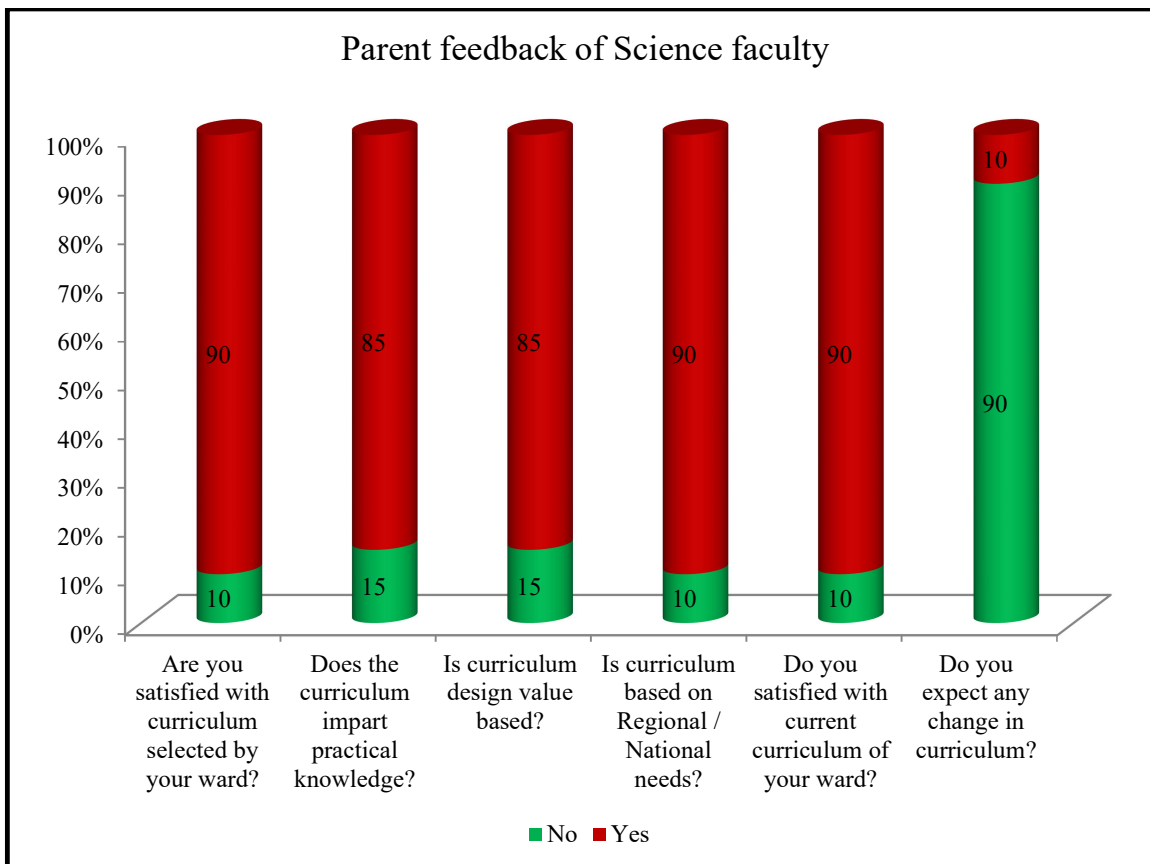
- **Parent Feedback:**

A total of 135 parents provided online feedback on the syllabus of various programmes designed by Shivaji University, Kolhapur. The survey sample includes 111 male and 24 female respondents.

The following chart and table present a percentage-wise summary of the responses given by parents for each parameter.



Sr. No	Particulars	Statistic	No	Yes
1	Satisfaction about selected curriculum...	Count	14	126
		%	10	90
2	Practical knowledge based curriculum	Count	21	119
		%	15	85
3	Value based curriculum	Count	21	119
		%	15	85
4	Imparting Regional/national Needs	Count	14	126
		%	10	90
5	Satisfaction about curriculum	Count	14	126
		%	10	90
6	Expectations about curriculum	Count	126	14
		%	90	10





The parents' feedback on the curriculum shows a highly positive response overall.

A large majority of parents (90%) expressed satisfaction with the selected curriculum, indicating strong approval of its structure and content. Similarly, 90% agreed that the curriculum effectively addresses regional and national needs, and an equal percentage are satisfied with the curriculum overall.

Regarding practical and value-based aspects, 85% of parents believe the curriculum is practical-oriented and value-based, while only 15% expressed concerns in these areas, suggesting minor scope for improvement.

However, when it comes to expectations, 90% of parents feel that the curriculum still needs to be further improved to meet their expectations, while only 10% believe it fully meets them.

In conclusion, although parents are largely satisfied with the curriculum, there is a clear indication that enhancements are needed to better align it with their expectations.

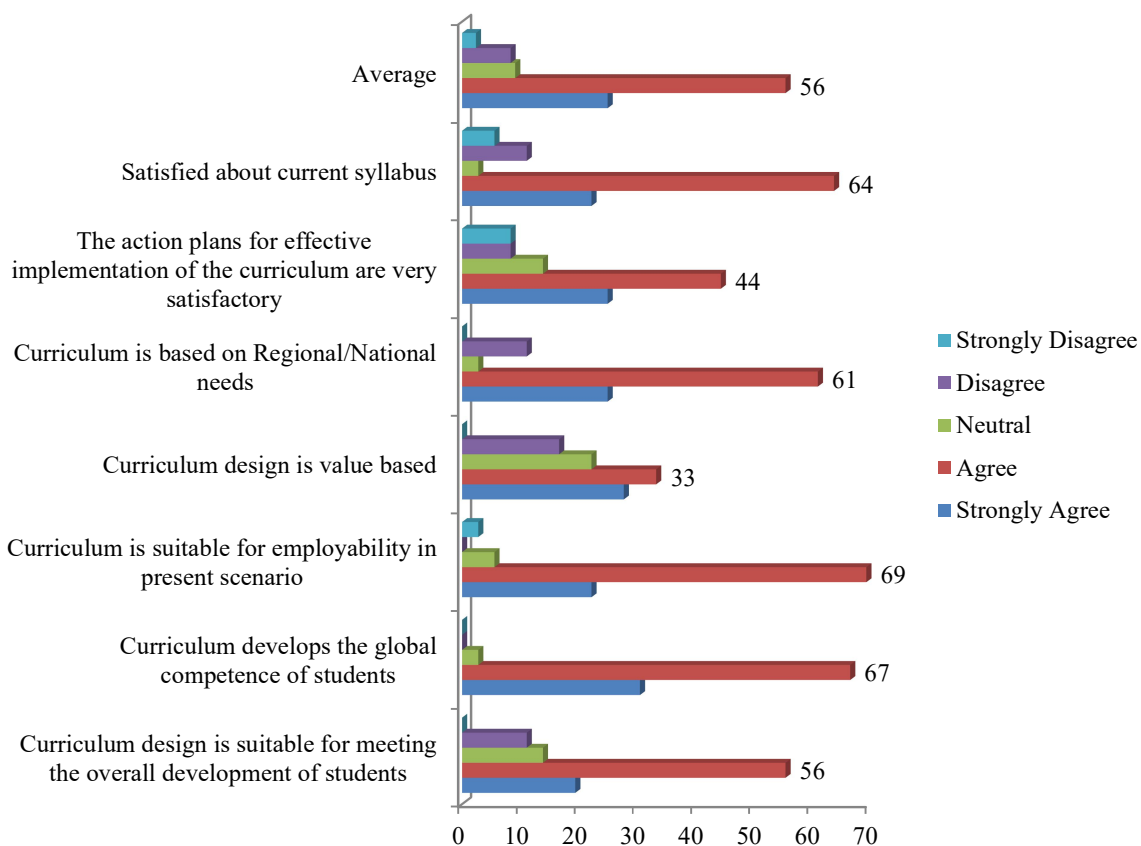
- **Alumni Feedback**

A total of 22 alumni provided online feedback on the syllabus of various programmes designed by Shivaji University, Kolhapur. The sample consists of 18 female and 4 male respondents. Faculty-wise, 5 alumni belong to Arts, 3 to Commerce, and 14 to Science.

The following chart and table present the percentage-wise summary of responses given by the alumni for each parameter.

Sr. No	Particulars	Strongly Agree	Agree	Neutral	Not Agree	Strongly Disagree
1	Curriculum design is suitable for meeting the overall development of students	19	56	14	11	0
2	Curriculum develops the global competence of students	31	67	3	0	0
3	Curriculum is suitable for employability in present scenario	22	69	6	0	3
4	Curriculum design is value based	28	33	22	17	0
5	Curriculum is based on Regional/National needs	25	61	3	11	0
6	The action plans for effective implementation of the curriculum are very satisfactory	25	44	14	8	8
7	Satisfied about current syllabus	22	64	3	11	6
8	Average	25	56	9	8	2

Alumni Feedback on Curriculum for the academic year (2020-21)



The alumni feedback on the curriculum reflects an overall positive perception, with the majority of responses falling under *Agree* and *Strongly Agree* categories across all parameters.

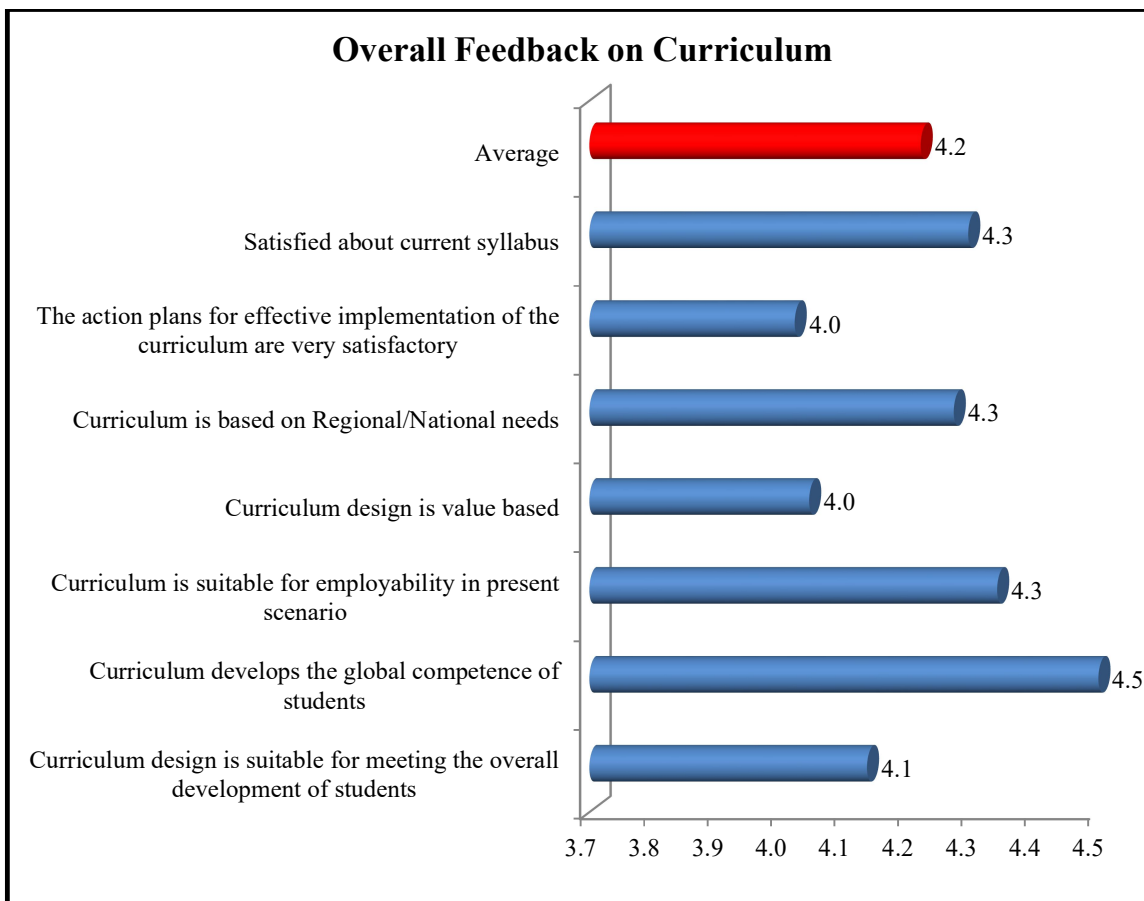
For overall student development, 75% alumni responded positively (19 strongly agree, 56 agree), indicating that the curriculum supports holistic growth. The highest satisfaction is seen in global competence, where 98% (31 strongly agree, 67 agree) gave positive feedback, showing strong confidence in global readiness.

Regarding employability, 91% responses are positive (22 strongly agree, 69 agree), reflecting that the curriculum is relevant to current job requirements. For regional and national needs, 86% alumni expressed agreement, indicating good alignment with societal requirements.

The value-based curriculum shows relatively mixed responses, with 61% positive, 22% neutral, and 17% disagreeing, suggesting scope for improvement in this area. Similarly, implementation of action plans received comparatively lower satisfaction, with 69% positive but 16% negative responses, indicating a need for better execution.



Overall satisfaction with the current syllabus remains high at 86% positive responses. The average feedback also supports this trend, with 81% alumni expressing agreement or strong agreement, 9% neutral, and only 10% negative responses.

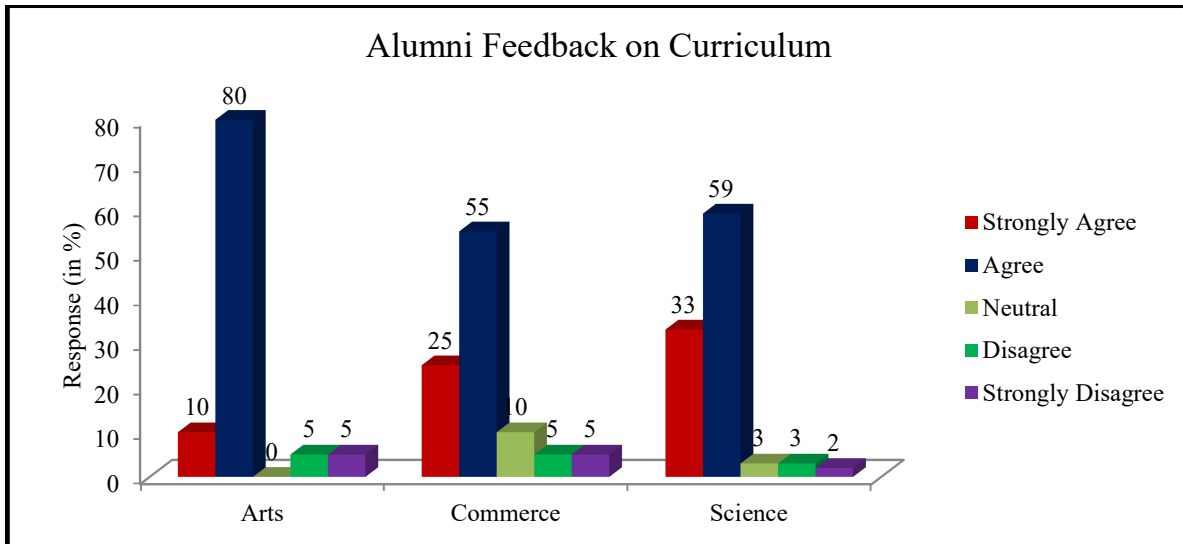


The chart indicates a high level of overall satisfaction among alumni regarding the curriculum, with an average score of 4.2 out of 5.

Among the parameters, the highest rating is for *curriculum developing global competence* (4.5), showing that alumni strongly feel the curriculum prepares them for a global environment. This is followed by *employability* and *regional/national relevance* (both 4.3), reflecting that the curriculum is practical and aligned with current needs.

Suitability for overall student development (4.1) and *value-based design* (4.0) also received good ratings, indicating a balanced approach. The *implementation of action plans* (4.0) is satisfactory but slightly lower compared to other aspects, suggesting minor scope for improvement.


Overall, the consistently high scores across all parameters highlight that alumni are highly satisfied with the curriculum, with only limited areas for enhancement.



The alumni feedback indicates an overall positive view of the curriculum across all streams. In Arts, 80% agree and 10% strongly agree, while 10% express dissatisfaction. In Commerce, 55% agree and 25% strongly agree, with 10% neutral and 10% negative responses. In Science, satisfaction is highest with 59% agree and 33% strongly agree, and only 5% negative responses. Overall, Science shows the highest satisfaction, followed by Commerce and Arts, with minimal scope for improvement. Negative responses are minimal, though Arts and Commerce show slight scope for improvement.


Coordinator
 I.Q.A.C.
 Prof. Dr. N. D. Patil Mahavidyalaya
 Malkapur, Dist. Kolhapur




PRINCIPAL
 Prof. Dr. N. D. Patil Mahavidyalaya
 Malkapur, Dist. Kolhapur